

Prepare Your Paper for an ISI Indexed Journal

Submit Your Paper to an ISI Indexed Journal

Department of Communications Engineering

College of Engineering

University of Diyala

Dr. Montadar Abas Taher

IEEE, Senior Member

2016


هندسة الاتصالات

2016 2015

Types of Journal Papers

- **Full Papers: contains original research**
(IN THE SUBMISSION SYSTEM, THEY CALL IT RESEARCH ARTICLE)
- **Short Communications**
(IN THE SUBMISSION SYSTEM, THEY CALL IT LETTER)
- **Review Articles**

Publication Difficulty Levels



Indexed Journals

- There are many citation suppliers, the journal can be said indexed if it is included in the citation of one or many of these suppliers. The most famous citation suppliers are:
 - **Academic Search (EBSCO Publishing)**, **Academic Search Alumni Edition (EBSCO Publishing)**, **Advanced Polymers Abstracts (ProQuest)**, **Ceramic Abstracts/World Ceramic Abstracts (ProQuest)**, **COMPENDEX (Elsevier)**, **CompuScience Database (FIZ Karlsruhe)**, **Computer & Information Systems Abstracts (ProQuest)**, **CSA Civil Engineering Abstracts (ProQuest)**, **CSA Mechanical & Transportation Engineering Abstracts (ProQuest)**, **CSA Technology Research Database (ProQuest)**, **Earthquake Engineering Abstracts (ProQuest)**, **Engineered Materials Abstracts (ProQuest)**, **Ergonomics Abstracts (EBSCO Publishing)**, **INSPEC (IET)**, **International Aerospace Abstracts & Database (ProQuest)**, **Journal Citation Reports/Science Edition (Thomson Reuters)**, **Materials Business File (ProQuest)**, **METADEx (ProQuest)**, **Science Citation Index Expanded (Thomson Reuters)**, **SCOPUS (Elsevier)**, **The DBLP Computer Science Bibliography (University of Trier)**, **Web of Science (Thomson Reuters)**, and many others...

Indexed Journals

- We are interested in the suppliers that related to Universities. In other words, we are as post graduate students, or researchers (such as our cases 😊), these suppliers are:


SCOPUS

ISI

Web of Science

Difference!!! of ISI and SCOPUS

**SCOPUS
Journals**



ISI Journals

Submit to an ISI Journal – Why?

- Better visibility,
- Higher credibility,
- Good incentive,
- **Valuable experience with free useful reviews,**
- You will loss a rare chance if you know your paper is highly qualified and you submitted it to a non-ISI journal.

What is Impact Factor?

- The journal Impact Factor is the average number of times articles from the journal published in the past two years have been cited in the JCR year. (webofknowledge.com)
- **Example: IEEE Communications Surveys and Tutorials**
- ISSN:1553-877X
- Cites in 2014 to items published in: 2013 = 589
- Cites in 2014 to items published in: 2012 = 466

Sum: 1055

What is Impact Factor?

- **Example: IEEE Communications Surveys and Tutorials**

- ISSN:1553-877X

- Cites in 2014 to items published in: 2013 = 589

- Cites in 2014 to items published in: 2012 = 466

Sum: 1055

- Number of items published in:2013 =95

- Number of items published in:2012 =60

Sum: 155

$$\text{impact factor (IF)} = \frac{\text{citations to recent items}}{\text{number of recent items}} = \frac{1055}{155} = 6.806$$

What is Impact Factor?

- **Example:** Journal of the Institute of Telecommunications Professionals

- ISSN:1755-9278

- Cites in 2014 to items published in: 2013 = 2

- Cites in 2014 to items published in: 2012 = 0

Sum: 2

- Number of items published in:2013 =25

- Number of items published in:2012 =28

Sum: 53

$$\text{impact factor (IF)} = \frac{\text{citations to recent items}}{\text{number of recent items}} = \frac{2}{53} = 0.038$$

What is Impact Factor?

- **Example:** ETRI JOURNAL

- **ISSN:** 1225-6463

- Cites in 2014 to items published in: 2013 = 95

- Cites in 2014 to items published in: 2012 = 130

Sum: 225

- Number of items published in:2013 =152

- Number of items published in:2012 =140

Sum: 292

$$\text{impact factor (IF)} = \frac{\text{citations to recent items}}{\text{number or recent items}} = \frac{225}{292} = 0.771$$


Journal Ranking

- It is a comparison of the journal in a category with respect to the other journals in the same category.
- The rank is divided into four quartiles, Q1, Q2, Q3, and Q4, respectively from best to lower.



Shall I Submit to Any Journal?

1. Scope of journal
2. Indexing
3. Impact factor
4. Journal ranking
5. Publication frequency
6. Time to publish
7. Time to review
8. Friendliness of the editor
9. Rejection rate
10. Reference
11. Quality of review
12. Members of editorial board
13. Categories of journal



Finding Important Parameters (using web of Science)

Web of Science™ InCites™ Journal Citation Reports® Essential Science Indicators™ EndNote™ Sign In Help English

WEB OF SCIENCE™ THOMSON REUTERS™

Search Web of Science™ Core Collection My Tools Search History Marked List

Welcome to the new Web of Science! View a brief tutorial.

Basic Search

PAPR reduction Topic Search

+ Add Another Field | Reset Form

Click here for tips to improve your search.

TIMESPAN

All years

From 1980 to 2015

▶ MORE SETTINGS

Finding Important Parameters (using web of Science)

Web of Science™ InCites™ Journal Citation Reports® Essential Science Indicators™ EndNote™ Sign In Help English

WEB OF SCIENCE™ THOMSON REUTERS™

Search My Tools Search History Marked List

Sort by: Publication Date – newest to oldest Page 1 of 157

Results: 1,570
(from Web of Science Core Collection)

You searched for: TOPIC: (PAPR reduction) ...More

Create Alert

Refine Results

Search within results for...

Web of Science Categories

- ENGINEERING ELECTRICAL ELECTRONIC (1,138)
- TELECOMMUNICATIONS (1,050)
- COMPUTER SCIENCE HARDWARE ARCHITECTURE (173)
- COMPUTER SCIENCE

Select Page Save to EndNote online Add to Marked List

1. **Peak-to-average power ratio reduction in all-optical orthogonal frequency division multiplexing system using rotated constellation approach**
By: Hmood, Jassim K.; Noordin, Kamarul A.; Arof, Hamzah; et al.
OPTICAL FIBER TECHNOLOGY Volume: 25 Pages: 88-93 Published: OCT 2015
Full Text from Publisher View Abstract

2. **Efficient Linear Amplification Using Digitally Predistorted Overdriven Power Amplifiers**
By: Hammi, Oualid
IEEE TRANSACTIONS ON BROADCASTING Volume: 61 Issue: 3 Pages: 398-406 Published: SEP 2015
View Abstract

PAPR and ICI Reduction of OFDM Signals Using New Weighting Factors from Riemann Matrix
By: Ghahremani, Reza; Shayesteh, Mahrokh G.
WIRELESS PERSONAL COMMUNICATIONS Volume: 84 Issue: 2 Pages: 1375-1385 Published: SEP 2015
View Abstract

Analyze Results Create Citation Report

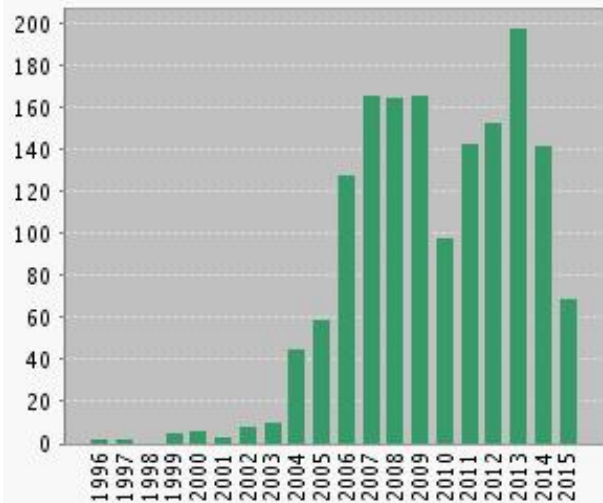
Times Cited: 0 (from Web of Science Core Collection) Usage Count

Times Cited: 0 (from Web of Science Core Collection) Usage Count

Times Cited: 0 (from Web of Science Core Collection) Usage Count

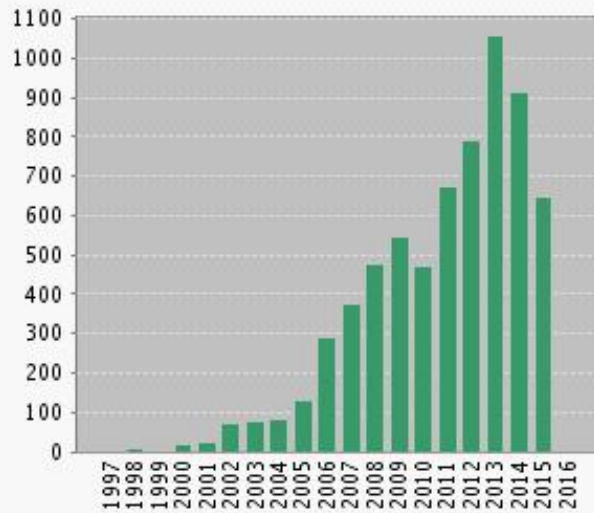
Finding Important Parameters (using web of Science)

Published Items in Each Year



The latest 20 years are displayed.
[View a graph with all years.](#)

Citations in Each Year



The latest 20 years are displayed.
[View a graph with all years.](#)

Results found: 1570

Sum of the Times Cited [?]: 6663

Sum of Times Cited without self-citations [?]: 2075

Citing Articles [?]: 2727

Citing Articles without self-citations [?]: 1521

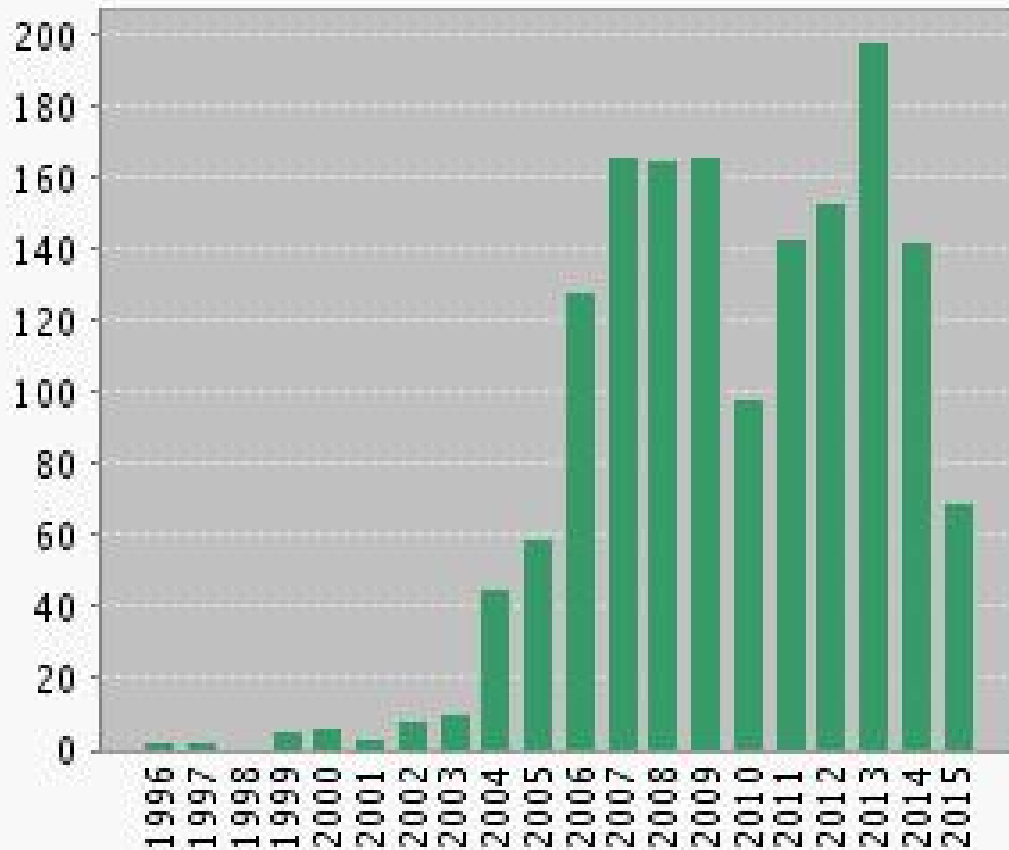
Average Citations per Item [?]: 4.24

h-index [?]: 35



Finding Important Parameters (using web of Science)

Published Items in Each Year

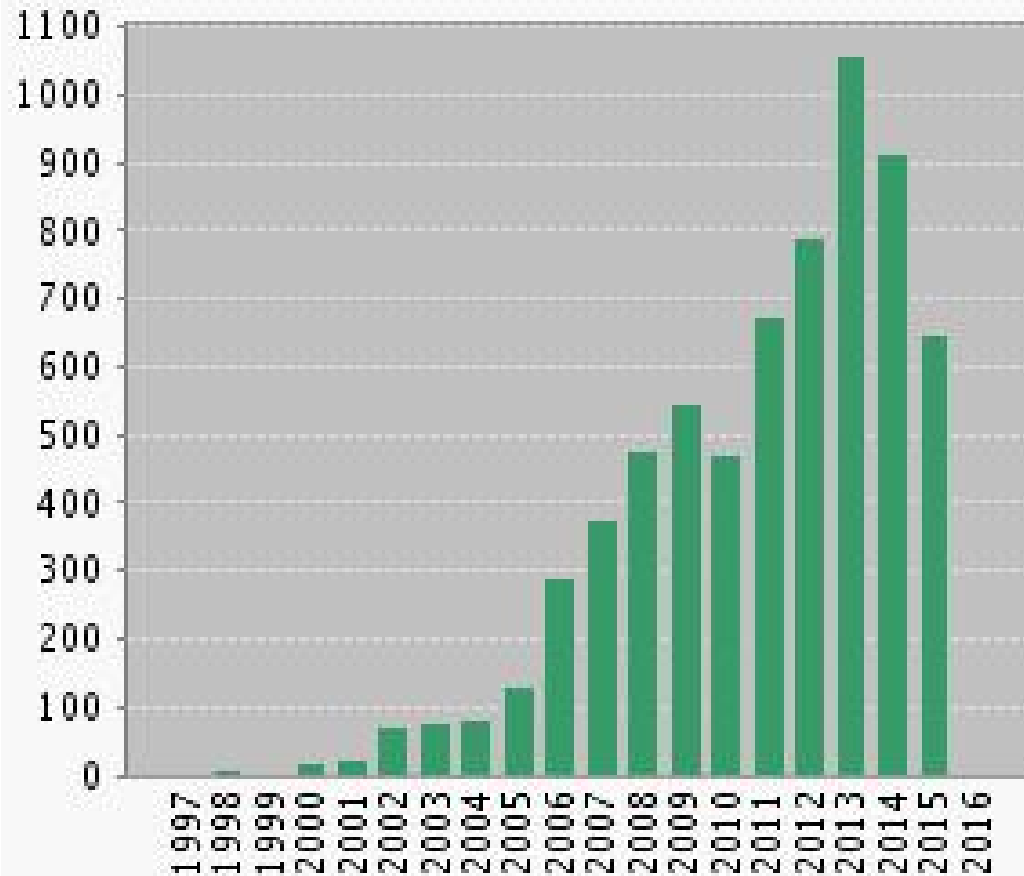


The latest 20 years are displayed.

[View a graph with all years.](#)

Finding Important Parameters (using web of Science)

Citations in Each Year



The latest 20 years are displayed.

[View a graph with all years.](#)

Finding Important Parameters (using web of Science)

Results found: 1570

Sum of the Times Cited [?]: 6663

Sum of Times Cited without self-citations [?]: 2075

Citing Articles [?]: 2727

Citing Articles without self-citations [?]: 1521

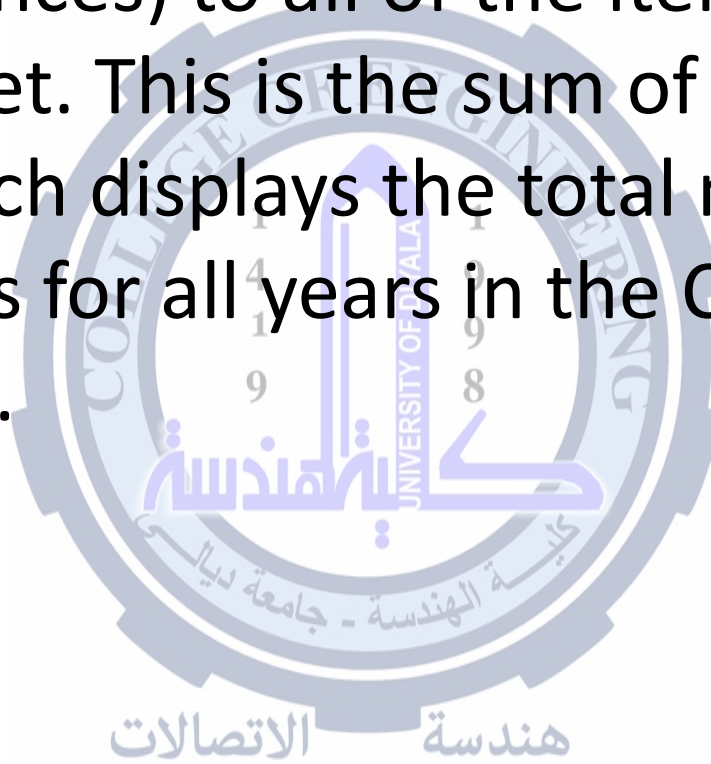
Average Citations per Item [?]: 4.24

h-index [?]: 35

Finding Important Parameters (using web of Science)

- **Sum of Times Cited**

This field displays the total number of citations (cited references) to all of the items found in the results set. This is the sum of the Total column, which displays the total number of citing articles for all years in the Citation Report table.



Finding Important Parameters (using web of Science)

- **Sum of Times Cited without Self-Citations**

This field displays the total number of citations (cited references) to all of the items found in the results set minus any citation from articles in the set.

- For example, Smith AJ has published seven articles that were cited a total of nine times. Two of these articles, however, have cited three of the articles in the results set. The Sum of Times Cited without Self-Citations is calculated at six.

Times Cited Count = 9

Cited References = 3 (self-citations)

Sum of Times Cited without Self-Citations = 6

Finding Important Parameters (using web of Science)

- **Citing Articles**

View a list of articles that cite the work shown at the top of the page.

- Duplicate records across all product databases are only counted once



Finding Important Parameters (using web of Science)

- **Citing Articles without Self-citations**

This field displays the total number of citing articles minus any article that appears in the set of search results on the Citation Report.

- **Average Citations per Item**

- It is the sum of the Times Cited count divided by the number of results found. For example:

- Sum of the Time Cited: 967
- Results found: 55

- $967 / 55 = 17.58$

Finding Important Parameters (using web of Science)

- **h-index¹**
- This field displays the h-index count and is based on a list of publications ranked in descending order by the Times Cited count.
- The h-index is indicated by an orange horizontal line going through the Year / Total Year columns. The number of items above this line, which is "h" have at least "h" citations. **For example, an h-index of 20 means there are 20 items that have 20 citations or more. This metric is useful because it discounts the disproportionate weight of highly cited papers or papers that have not yet been cited.**
- Calculating the h-index Value - The h-index factor is based on the depth of years of your product subscription and your selected timespan. Items that do not appear on the Results page will not be factored into the calculation. If your subscription depth is 10 years, then the h-index value is based on this depth even though a particular author may have published articles more than 10 years ago. Moreover, the calculation only includes items in your product - books and articles in non-covered journals are not included.
- 1. The h-index was developed by J.E. Hirsch and published in Proceedings of the National Academy of Sciences of the United States of America 102 (46): 16569-16572 November 15 2005.

Finding Important Parameters (using SCOPUS)

Scopus Scopus SciVal | Register Login ▾ Help Brought to you by UKM Library

Search Alerts My list My Scopus

Chrome 45 cease support of Scopus Document Download Manager

Document search | Author search | Affiliation search | Advanced search
[Browse Sources](#) [Compare journals](#)

[+ Add search field](#)

Limit to:

Date Range (inclusive)	Document Type
<input checked="" type="radio"/> Published <input type="text" value="All years"/> to <input type="text" value="Present"/>	<input type="text" value="ALL"/>
<input type="radio"/> Added to Scopus in the last <input type="text" value="7"/> days	

Subject Areas

<input checked="" type="checkbox"/> Life Sciences (> 4,300 titles .)	<input checked="" type="checkbox"/> Physical Sciences (> 7,200 titles .)
<input checked="" type="checkbox"/> Health Sciences (> 6,800 titles . 100% Medline coverage)	<input checked="" type="checkbox"/> Social Sciences & Humanities (> 5,300 titles .)

- Learn more about how to Improve Scopus
- Stay up-to-date on Scopus. Follow @Scopus on Twitter
- Watch tutorials and learn how to make Scopus work for you
- Get citation alerts pushed straight to your inbox
- Get started with Scopus APIs

Finding Important Parameters (using SCOPUS)

TITLE-ABS-KEY (papr reduction) [Edit](#) | [Save](#) | [Set alert](#) | [Set feed](#)

2,255 document results [View secondary documents](#) [View 174 patent results](#) [Analyze search results](#)

Search within results... [Export](#) | [Download](#) | [View citation overview](#) | [View Cited by](#) | [More...](#)

Refine

[Limit to](#) [Exclude](#)

Year

<input type="radio"/> 2016	(1)
<input type="radio"/> 2015	(143)
<input type="radio"/> 2014	(251)
<input type="radio"/> 2013	(235)

PAPR reduction and receiver sensitivity improvement in 16QAM-OFDM RoF system using DMT modulation and BTN-PS technique
Shao, Y.

[View at Publisher](#)

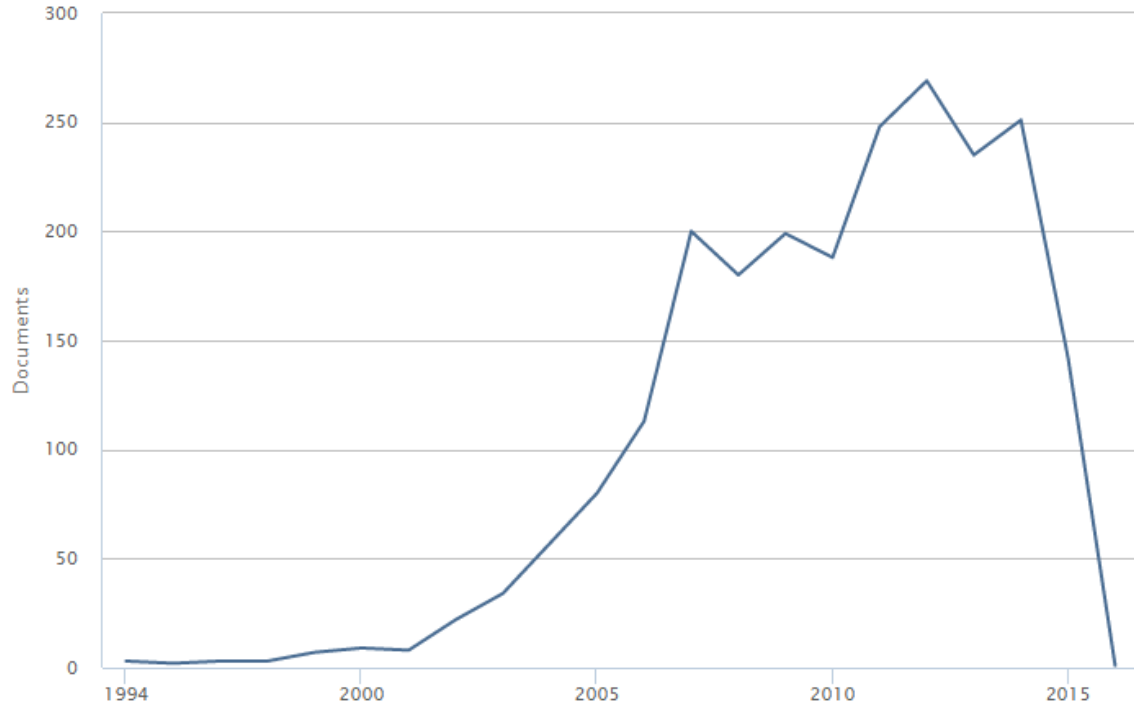
A low-complexity peak cancellation scheme and its FPGA implementation for peak-to-average power ratio reduction
Song, J., Ochiai, H.

Finding Important Parameters (using SCOPUS)

Year	Source	Author	Affiliation	Country/Territory	Document type	Subject area
------	--------	--------	-------------	-------------------	---------------	--------------

Year	Documents
2016	1
2015	142
2014	251
2013	235
2012	269
2011	248
2010	188
2009	199
2008	180
2007	200
2006	113
2005	80
2004	57
2003	34

Documents by year



Finding Important Parameters (using SCOPUS)

Year	Source	Author	Affiliation	Country/Territory	Document type	Subject area
------	--------	--------	-------------	-------------------	---------------	--------------

Source	Documents
<input checked="" type="checkbox"/> IEEE Vehicular Tec...	130
<input checked="" type="checkbox"/> Wireless Personal ...	52
<input type="checkbox"/> IEEE International ...	49
<input type="checkbox"/> IEEE Transactions ...	46
<input type="checkbox"/> IEICE Transactions ...	38
<input type="checkbox"/> IEEE Communicatio...	36
<input type="checkbox"/> IEEE Transactions ...	30
<input type="checkbox"/> Iet Communications	26
<input type="checkbox"/> IEEE Transactions ...	23
<input type="checkbox"/> IEEE Transactions ...	22
<input type="checkbox"/> Electronics Letters	21
<input type="checkbox"/> IEEE Transactions ...	20
<input type="checkbox"/> IEICE Transactions ...	17
<input type="checkbox"/> IEEE Signal Proces...	16

Documents per year by source

Compare the document counts for up to 10 sources

[Compare journals and view SJR, IPP, and SNIP data](#)



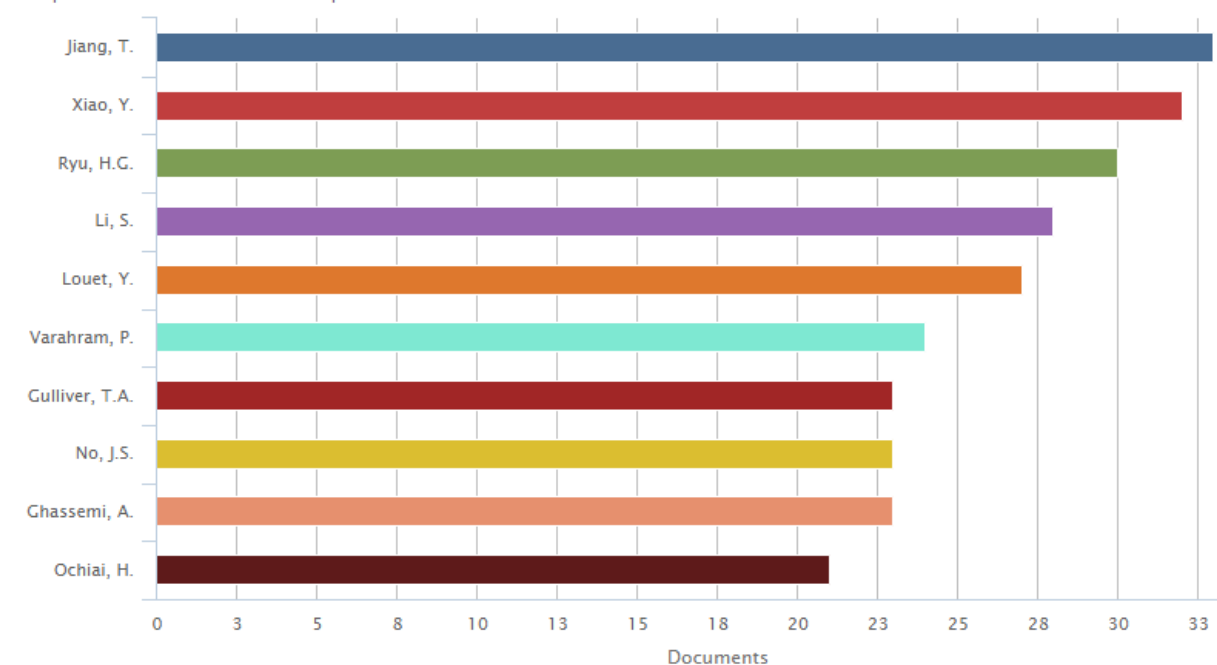
Finding Important Parameters (using SCOPUS)

Year	Source	Author	Affiliation	Country/Territory	Document type	Subject area
------	--------	--------	-------------	-------------------	---------------	--------------

Author	Documents
<input checked="" type="checkbox"/> Jiang, T.	33
<input checked="" type="checkbox"/> Xiao, Y.	32
<input checked="" type="checkbox"/> Ryu, H.G.	30
<input checked="" type="checkbox"/> Li, S.	28
<input checked="" type="checkbox"/> Louet, Y.	27
<input checked="" type="checkbox"/> Varahram, P.	24
<input checked="" type="checkbox"/> Gulliver, T.A.	23
<input checked="" type="checkbox"/> No, J.S.	23
<input checked="" type="checkbox"/> Ghassemi, A.	23
<input checked="" type="checkbox"/> Ochiai, H.	21
<input type="checkbox"/> Wang, C.L.	19
<input type="checkbox"/> Gao, J.	18
<input type="checkbox"/> Ali, B.M.	18
<input type="checkbox"/> Shin, D.J.	18
<input type="checkbox"/> Jeoti, V.	18

Documents by author

Compare the document counts for up to 15 authors



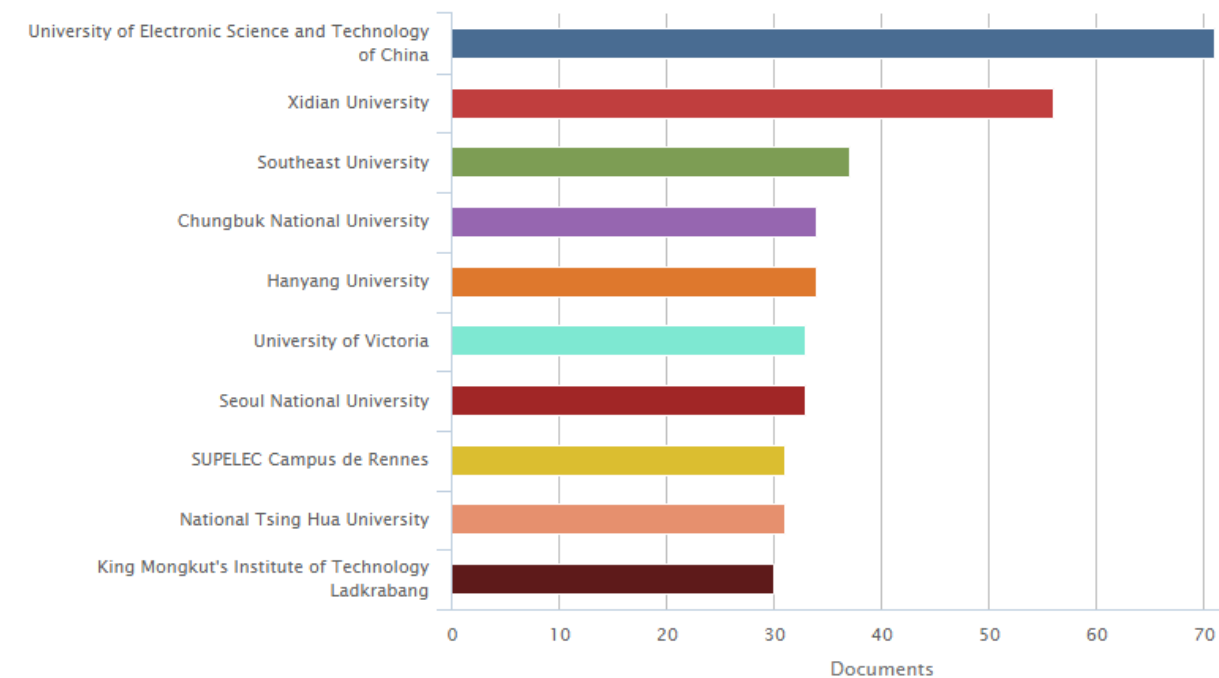
Finding Important Parameters (using SCOPUS)

Year	Source	Author	Affiliation	Country/Territory	Document type	Subject area
------	--------	--------	-------------	-------------------	---------------	--------------

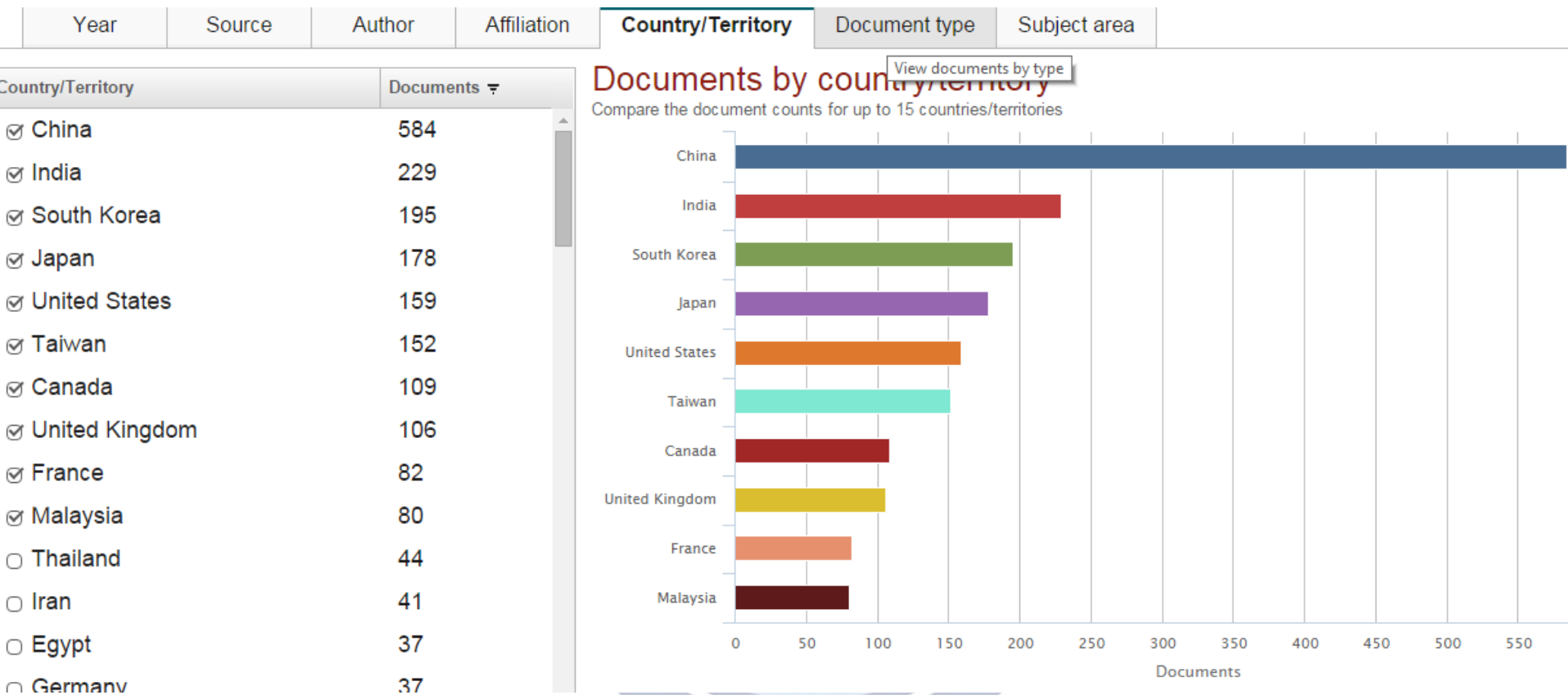
Affiliation	Documents
<input checked="" type="checkbox"/> University of Electro...	71
<input checked="" type="checkbox"/> Xidian University	56
<input checked="" type="checkbox"/> Southeast University	37
<input checked="" type="checkbox"/> Chungbuk National ...	34
<input checked="" type="checkbox"/> Hanyang University	34
<input checked="" type="checkbox"/> University of Victoria	33
<input checked="" type="checkbox"/> Seoul National Univ...	33
<input checked="" type="checkbox"/> SUPELEC Campus ...	31
<input checked="" type="checkbox"/> National Tsing Hua ...	31
<input checked="" type="checkbox"/> King Mongkut's Insti...	30
<input type="checkbox"/> Universiti Putra Mal...	30
<input type="checkbox"/> Beijing University of...	26
<input type="checkbox"/> IEEE	25
<input type="checkbox"/> ...	25

Documents by affiliation

Compare the document counts for up to 15 affiliations



Finding Important Parameters (using SCOPUS)

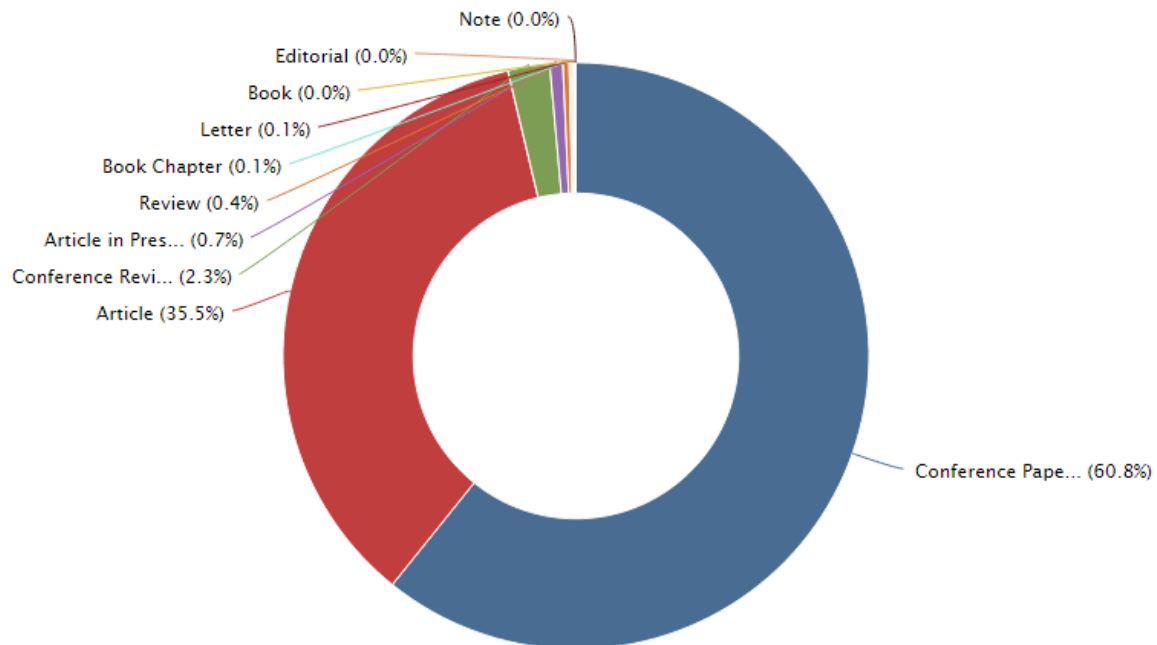


Finding Important Parameters (using SCOPUS)

Year	Source	Author	Affiliation	Country/Territory	Document type	Subject area
------	--------	--------	-------------	-------------------	----------------------	--------------

Document Type	Documents
Conference Paper	1370
Article	800
Conference Review	52
Article in Press	16
Review	8
Book Chapter	3
Letter	2
Book	1
Editorial	1
Note	1
Total	2254

Documents by type

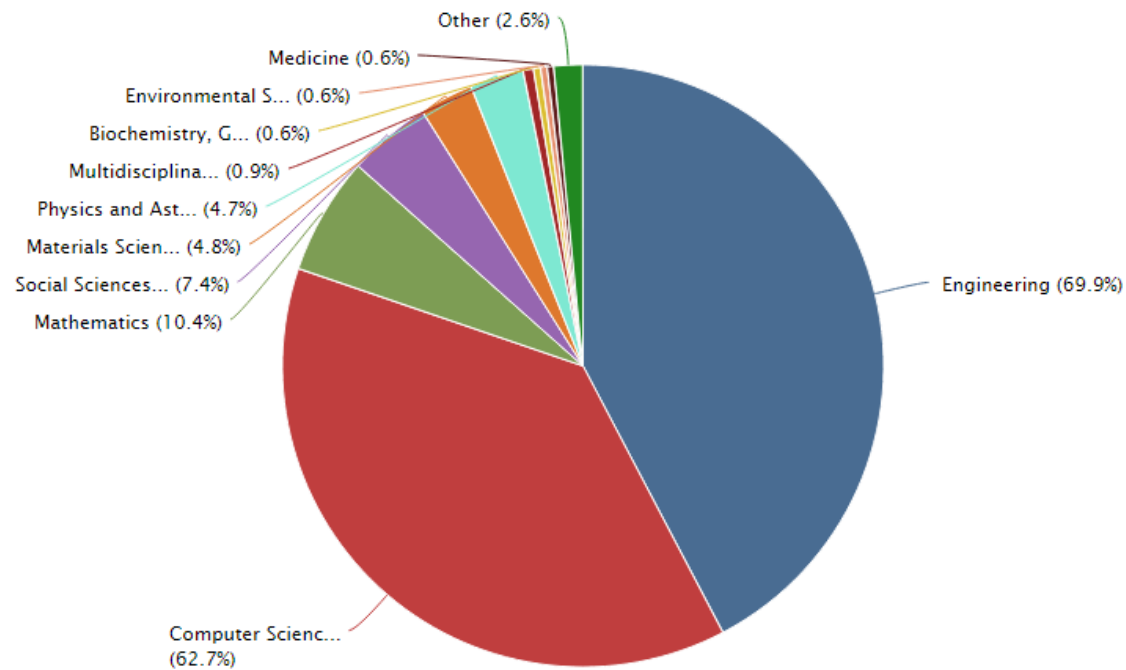


Finding Important Parameters (using SCOPUS)

Year	Source	Author	Affiliation	Country/Territory	Document type	Subject area
------	--------	--------	-------------	-------------------	---------------	--------------

Subject Area	Documents
Engineering	1576
Computer Science	1414
Mathematics	235
Social Sciences	167
Materials Science	108
Physics and Astronomy	107
Multidisciplinary	21
Biochemistry, Genetic...	14
Environmental Science	13
Medicine	13
Chemistry	11
Earth and Planetary S...	11
Agricultural and Biolog...	10

Documents by subject area



Paper (manuscript) Structure

1. Titles,
2. Affiliation,
3. Abstract & Keywords,
4. Introduction,
5. Materials and Methods,
6. Results and Discussion,
7. Conclusion,
8. Acknowledgement, and
9. Reference.



**Lets Start
Step-by-Step**

Step No. 1: The Title

- The title should stand for the whole of what is your paper about,
- Should represent all the subject matter,
- Concise,
- Draw attention (Editorial board and readers),
- Interesting, significant and different with respect to other papers,
- Keep away from abbreviations, and
- Not more than 15 words.

Step No. 2: The Affiliation

Reducing the power envelope fluctuation of OFDM systems using side information supported amplitude clipping approach

*Montadar Abas Taher^{1,2,a}, Mandeep Jit Singh^{1,b}

¹Department of Electrical Electronics and System Engineering, Universiti Kebangsaan Malaysia, UKM Bangi, 43600 Selangor D.E, Malaysia

²Department of Communications Engineering, College of Engineering, University of Diyala, 32001 Ba'aqubah, Diyala, Iraq

^amontadar@ieee.org, ^bmandeep@eng.ukm.my



Step No. 2: Abstract

- The abstract should be short and precise
- **Selling** point of the paper.
- It is summary of the work :-
(**1. Introduction, 2. Objective, 3. Method, 4. Results, 5. Conclusion**)
- No figure, table and reference.
- About 200 words should be sufficient
(**maximum**)

Step No. 2: Abstract

Abstract: **(1. Introduction)** Orthogonal frequency-division multiplexing is now one of the most important modulation techniques due to its advantages. **(2. Problem Statement)** Despite its ability to overcome the equalization problem, multipath fading channels, and other issues, this system has a serious problem concerning the high output peaks with respect to the average power, which is called the peak-to-average power ratio (PAPR). **(3. Literature Review)** Selected mapping (SLM), partial transmitted sequence, and amplitude clipping and filtering are some efficient methods to reduce the PAPR. **(4. Method)** In a previous work, we slid a single-phase rotation vector on the data sequence in the frequency domain to reduce the PAPR and the complexity compared to the conventional SLM. In this paper, we present a novel method that utilizes the same approach of our previous work, but it processes the data after the inverse fast Fourier transform block (time-domain operations) using a modified version of the SLM scheme, which has **(5. Objective)** less computational complexity than the conventional one. **(6. Results and Conclusion)** The mathematical derivations and the simulation results show that the PAPR, the computational complexity, and the side information were reduced significantly by the proposed method.

Step No. 3: Keywords

- The keywords ought to mirror the subject matter of your paper in the same way the title ought to.
- The greater part of the keywords **might be available in the title.**
- The number of keywords should not be more than **five** (according to the journal's rules).
- Use the standard abbreviations, such as; OFDM, CDMA, SSPA, 3G, 4G...
- Example: -

Keywords: Complexity reduction · OFDM · PAPR · Post-IFFT · SLM

Step No. 4: Introduction

This is a very important part of the manuscript. In this part, introduction, you have to tell the **editor**, **reviewer**, and the **readers** that you are:

- Strong enough to analyze other's work,
- Have excellent knowledge of the subject matter,
- Excellent knowledge of the literature,
- Know what are you writing, and why,
- How will solve the problem.

Step No. 4: Introduction

- Serves as an orientation for readers, giving them the perspective they need to understand the detailed information coming in later sections.
- **Contain review of up-to-date literature.**
- **Explain the novelty of the work.**
- Discuss the objective and significance of the work.

Step No. 4: Introduction

Introduction can be divided into the following parts, respectively:-

1. General statements about the research field,
2. More specific statements about the aspects of the problem, (**problem statement**)
3. Statements that indicate the need for more investigation,
4. Literature review, with a discussion of the used approach and the results for each reference.
5. Motivation, inspiration,
6. What is your new method? Explain it clearly,
7. Expectation for the results.

Step No. 4: Introduction

1. General statements about the research field,

The demand for high data rates has become a very important factor in the last decade. Moreover, the next generations of communication systems should provide high bit rates. The old single-carrier systems are unable to handle these demands. **Multicarrier modulation systems can achieve the high data rates [15].** Before the revolution of digital systems, multicarrier systems could not be implemented with high accuracy using the analog components. Now, the possible implementation of digital chips brings the possibility of fabricating multicarrier systems within reach. **The most important multicarrier system is the OFDM system, which can be fabricated using some IFFT chips.**

Step No. 4: Introduction

2. More specific statements about the aspects of the problem, (**problem statement**)

Although OFDM is simple in implementation, it still suffers from a main downside. Thus, the output peak power is high compared with the average power, and this problem is well known as the peak-to-average power ratio (PAPR) [30]. **High PAPR results in intermodulation distortion, which weakens the multicarrier overall performance.**

Step No. 4: Introduction

3. Statements that indicate the need for more investigation

Different schemes have been introduced in the literature to consider the **PAPR problem**. The simple approach is by **clipping** the large amplitudes [28]. The PAPR can also be reduced by pre-**coding** [22]. Other schemes have been suggested, such as partial transmit sequences (**PTS**) [26], selected mapping (**SLM**) [6], and other methods [16]. However, clipping the magnitude is a non-linear operation; thus, out-of-band and in-band distortions will be observed. Therefore, the bit error rate (BER) performance will degrade. However, in one of our previous studies, the BER degradation due to clipping was eliminated completely [34]. Coding is sufficient but at the expense of the bit rate. PTS and SLM are probabilistic techniques; therefore, no BER degradation will be noticed, but the cost is the large increment in the computational complexity of the system. Hence, there is a trade-off between the BER and the computational complexity.

Step No. 4: Introduction

introduction to the literature

The conventional SLM (CSLM) approach must copy the data sequence β -times; then, each copy is multiplied component-wise by a corresponding phase rotation vector (PRV). All branches are fed to β -IFFT blocks in parallel. The branch that shows the lowest PAPR will be adopted for transmission. Thus, the PRV has an important role in the reduction of the PAPR. It is important to mention here that the PAPR value will be reduced by increasing the number of PRVs, β , and, consequently, the computational complexity will be increased accordingly. Thus, a lower bound of PAPR reduction can be obtained for a given level of complexity [20]. This bound depends on β . To augment the functionality of conventional SLM (CSLM), many approaches have been suggested [12–32]. The literature can be divided into two groups: the frequency domain and the time domain. In these two groups, CSLM has been modified to achieve a certain objective.

Step No. 4: Introduction

4. Literature review, with a discussion of the used approach and the results for each reference.

sequences were the best choice as PRVs [12,13]. Moreover, the best PRVs should have phases of 0 and π with equal probabilities [41]. Taher et al. [35] introduced a technique that slides a constant PRV selected from Hadamard sequences over the data sequence; the PAPR, the computational complexity, and the side information were reduced dramatically. A technique that enabled the receiver to recover the data without side information was introduced in [1]; in other words, the PRVs have the ability to make the receiver remove the side information, the cost of which was paid in terms of the degradation in the BER performance because this method is applicable to small constellation mappings. However, non-unity power PRVs were proposed [5,25], and normalized Riemann sequences were also used [19], but such sequences will change the minimum constellation distance, which leads to a degradation in the BER performance accordingly. Moreover, binary chaotic sequences [29] were implied in a technique that generates PRVs from each other, but the PAPR performance was degraded. In addition, the receiver had a share of the developments jointly with the transmitter side, where the PRVs were designed in a way that made the receiver capable of recovering the data without side information, but the complexity of the receiver was increased in addition to the degradation of the BER performance [17]. The new PRVs used in [17], which improved the PAPR to a level higher than that of the low BER, were presented in [18], wherein more freedom in the pilot phase sequences was explored. Furthermore, other types of PRVs, such as pseudo-interferometry sequences [38], Fountain rotating vectors [33], Chu PRVs [24], and a class of perfect PRVs that reduces the PAPR [8], were examined. However, their performance is poorer than that of the CSLM technique, such that, [38] degrades the PAPR and increases the computational complexity, [33] increases the computational complexity, [24] degrades the BER performance, and [8] increases the side information and the computational

Step No. 5: Introduction

5. Motivation, inspiration,

Taher et al. [35] introduced a technique that slides a constant PRV selected from Hadamard sequences over the data sequence; the PAPR, the computational complexity, and the side information were reduced dramatically.

A notable technique was introduced in [32]. This technique generates PRV candidates in the time domain. However, its disadvantage is the degradation in the BER performance. **These findings motivated us** to introduce the PI-MSLM approach, which achieves a more significant PAPR reduction compared with that of CSLM. Our proposed technique follows the same procedure as that of CSLM, which results in a significant reduction in the computational complexity.

Step No. 4: Introduction

6. What is your new method? Explain it clearly

In this paper, the work concentrates on one of the most efficient and distortion-less techniques, the SLM method, and a novel scheme called the post IFFT-modified SLM (PI-MSLM) technique is proposed. PI-MSLM has the capability to reduce both the PAPR and the computational complexity, as explained in the next sections.

The conventional SLM (CSLM) approach must copy the data sequence β times; then, each copy is multiplied component-wise by a corresponding phase rotation vector (PRV). All branches are fed to β -IFFT blocks in parallel. The branch that shows the lowest PAPR will be adopted for transmission. Thus, the PRV has an important role in the reduction of the PAPR. It is important to mention here that the PAPR value will be

reduced by increasing the number of PRVs, β , and, consequently, the computational complexity will be increased accordingly. Thus, a lower bound of PAPR reduction can be obtained for a given level of complexity [20]. This bound depends on β . To augment the functionality of conventional SLM (CSLM), many approaches have

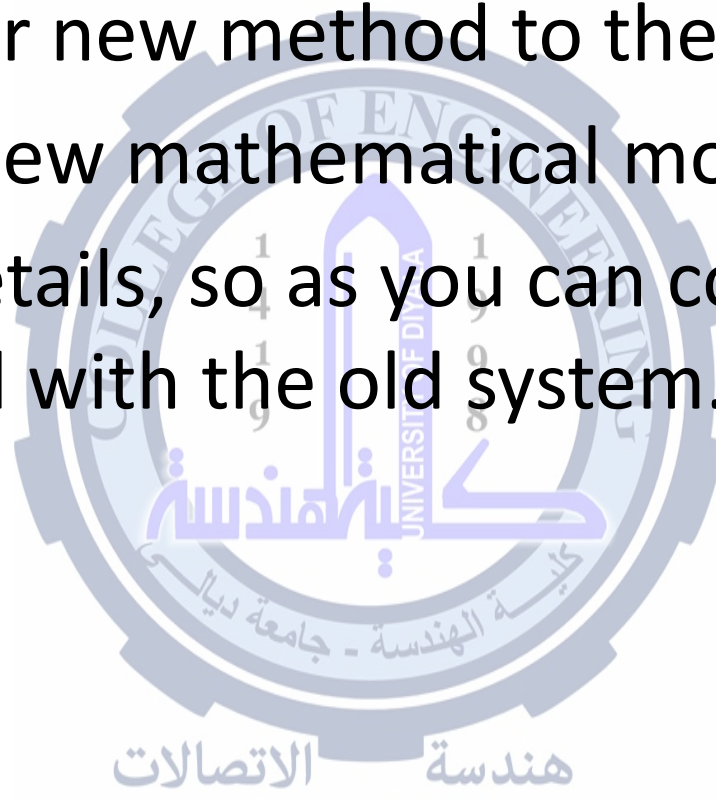
Step No. 4: Introduction

7. Expectation for the results.

which achieves a more significant PAPR reduction compared with that of CSLM. Our proposed technique follows the same procedure as that of CSLM, which results in a significant reduction in the computational complexity.

Step No. 5: Materials and Methods

- Discuss the main problem,
- Derive the mathematical model of the matter,
- Connect your new method to the matter,
- Derive you new mathematical model,
- Explain in details, so as you can compare your new method with the old system.



Step No. 6: Results and Discussion

Results and Discussions section is the most important part of the manuscript in which critical analysis of the results are done.

- Sufficient number of **Figures and Tables** with good quality.
- Compare with previous studies
- Consistent with Materials and Methods.

Step No. 7: Conclusion

- **A review of the most important findings of the work**
- **This section should re-inforce the originality of the work presented.**
- **Should be consistent with the objectives – highlight the achievements.**

Step No. 7: Conclusion

- **Must fulfill the study objectives**
- **Include how the paper advances research in this area.**
- **Refers to only work done in the present study**
- **Should not be more than one third of a page**
- **Include practical implications of the study**
- **Recommendations for future works**

Step No. 8: Acknowledgement

- Give credit to funding authorities, collaborators or other colleagues whose names do not appear as co-authors but had made some contribution in producing the material for the manuscript

End of Paper Structure

Conclusion of Paper Structure

- Title: interesting and new.
- Relevant literature – why this research is important and what is the missing information.
- **Presents new knowledge (novelty).**
- Methodology clearly explained.
- Professional presentation and followed guidelines to authors.
- **Fall under fields (s) prescribed by the journal.**
- Good English: clarity

**Department of
Communications
Engineering**

**College of
Engineering**

Thank You

University of Diyala

هندسة الاتصالات

2016 2015